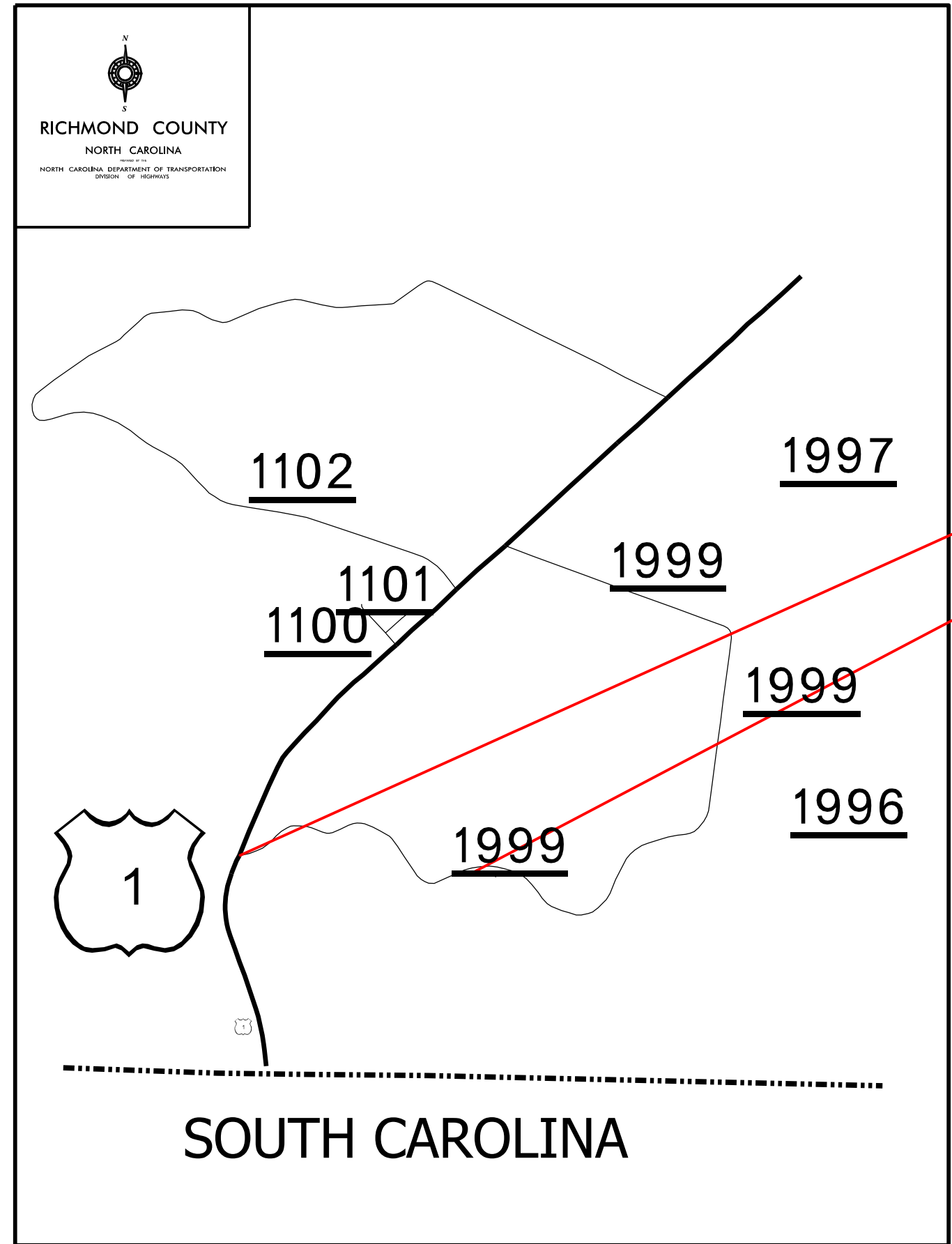
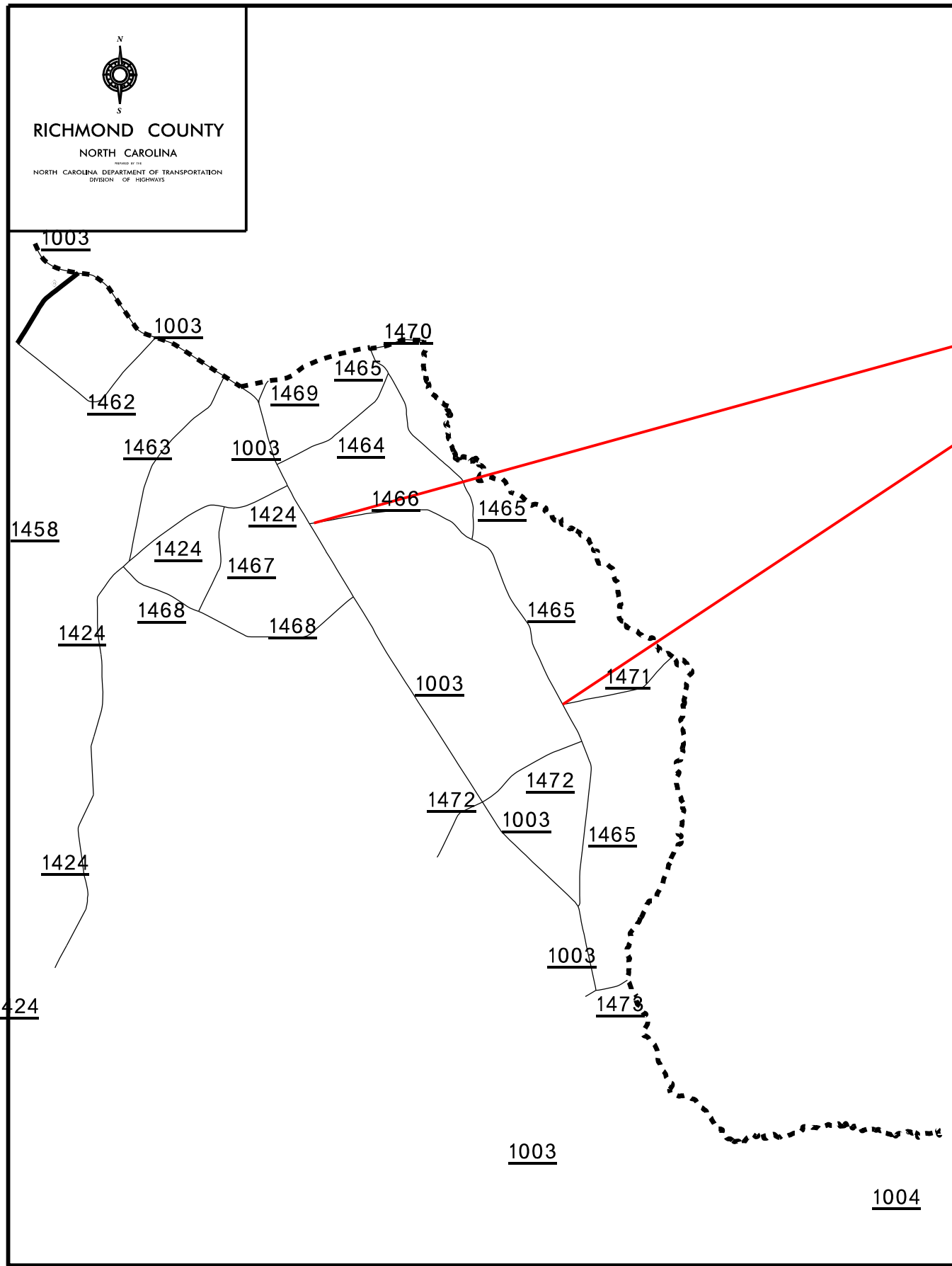


RICHMOND COUNTY

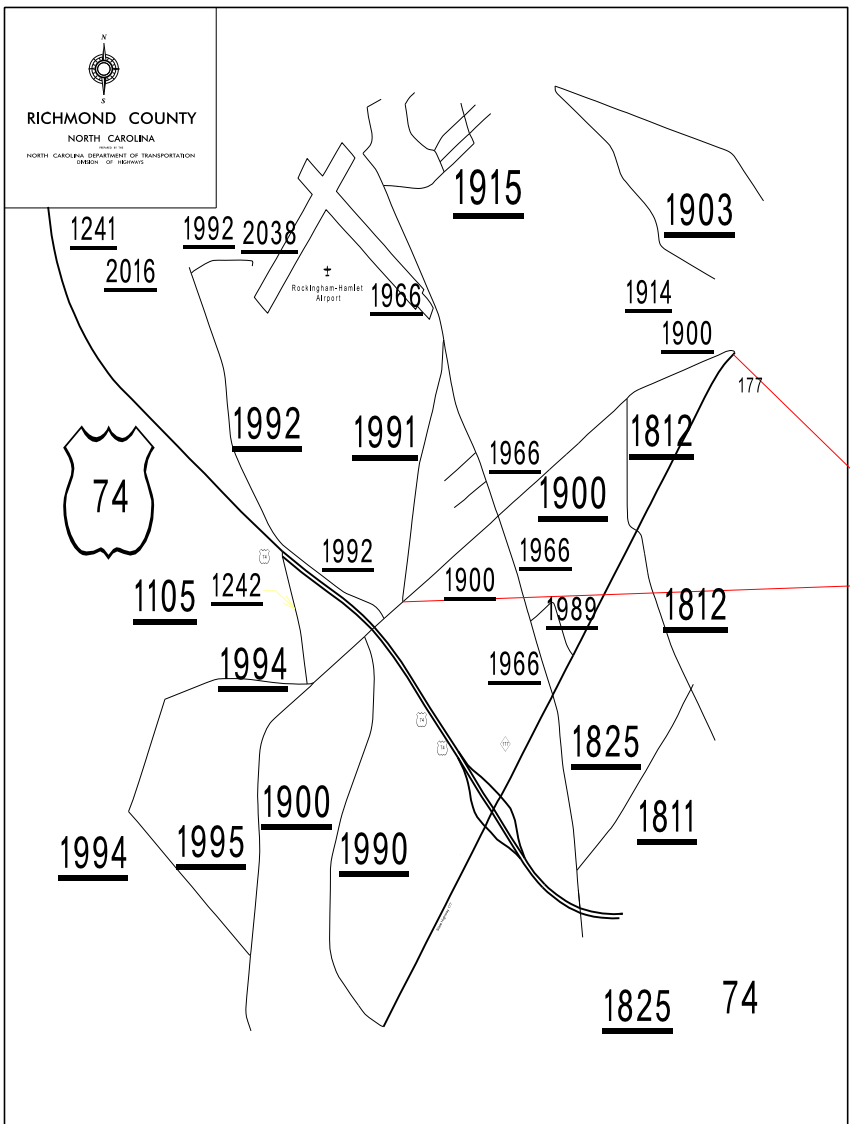
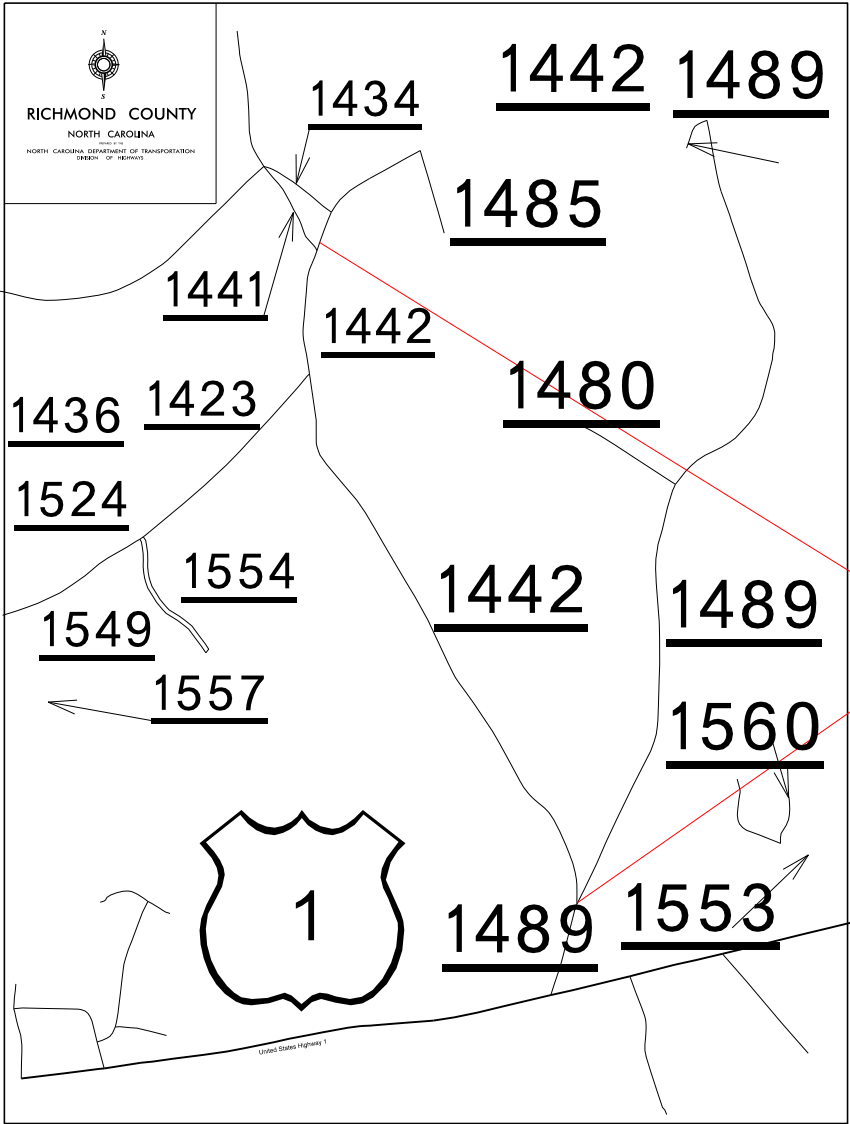
| | | | |
|-------------|--|-----------|-----------|
| PROJECT NO. | | SHEET NO. | TOTAL NO. |
| xxxxxxx | | | |
| | | | |

SUMMARY OF QUANTITIES

| | | | | | | | | | | | | | 102200000-E |
|------------------------------------|----------|--------|----------------------------|--|--------|-------|-----------|--------------------------------|---------------------------|--------------|---------------|-------|---|
| PROJECT NO | COUNTY | MAP NO | ROUTE | DESCRIPTION | TYP NO | LANES | LANE TYPE | FINAL SURFACE TESTING REQUIRED | WARM MIX ASPHALT REQUIRED | LENGTH | LBS/LANE MILE | WIDTH | SEALING EXISTING PAVEMENT CRACKS & JOINTS |
| | | | | | | | | | | | MI | LBS | FT |
| xxxxxxx | Richmond | 1 | SR 1465 (SYCAMORE LN) | FROM SR 1003 (DERBY RD) TO SR 1471 (PATTERSON RD) | | 2 | | NO | NO | 1.8 | 1800 | 20 | 6,480.00 |
| TOTAL FOR MAP NO. 1 | | | | | | | | | | 1.8 | | | 6,480.00 |
| xxxxxxx | Richmond | 2 | SR 1999 (EVERETTS MILL RD) | FROM US 1 TO END PVMNT | | 2 | | NO | NO | 0.8 | 1600 | 20 | 2,560.00 |
| TOTAL FOR MAP NO. 2 | | | | | | | | | | 0.8 | | | 2,560.00 |
| xxxxxxx | Richmond | 3 | SR 1442 (LEDBETTER RD) | FROM SR 1489 (GRAHAM BRIDGE RD) TO SR 1441 (GREENLAKE CH RD) | | 2 | | NO | NO | 2 | 1600 | 20 | 6,400.00 |
| TOTAL FOR MAP NO. 3 | | | | | | | | | | 2 | | | 6,400.00 |
| xxxxxxx | Richmond | 4 | SR 1900 (BATTLE DAIRY RD) | FROM SR 1991 (HATCHER RD) TO NC 177 | | 2 | | NO | NO | 2.9 | 1600 | 20 | 9,280.00 |
| TOTAL FOR MAP NO. 4 | | | | | | | | | | 2.9 | | | 9,280.00 |
| xxxxxxx | Richmond | 5 | SR 1424 (GIBSON MILL RD) | FROM SR 1003 (DERBY RD) TO SR 1455 (FIRE TOWER RD) | | 2 | | NO | NO | 5.28 | 1400 | 20 | 14,784.00 |
| TOTAL FOR MAP NO. 5 | | | | | | | | | | 5.28 | | | 14,784.00 |
| xxxxxxx | Richmond | 6 | US 1 | FROM NC 177 TO MOORE COUNTY | | 2 | | NO | NO | 8.78 | 1400 | 60 | 49,168.00 |
| TOTAL FOR MAP NO. 6 | | | | | | | | | | 8.78 | | | 49,168.00 |
| TOTAL FOR PROJ NO. xxxxxxxx | | | | | | | | | | 21.56 | | | 88,672.00 |
| GRAND TOTAL | | | | | | | | | | 21.56 | | | 88,672.00 |



040397



| WBS ELEMENT | SHEET NO. |
|-------------|-----------|
| | |

040397

